

MIDJ

Bolle D60 Coffee Table

design Paola Navone, 2022




Bolle coffee table with three-legs base in lacquered steel, round top in hpl, metal or marble. The coffee table configurated with hpl or metal top is suitable for outdoor use. In the same collection is possible to find also a coffee table with square top 100x100 cm (39.4 x 39.4 in).

The **Bolle collection** was created for the outdoors and includes sofas, armchairs and lamps in macro-perforated colored metal, with a soft and playfully captivating aesthetic. The name Bolle derives from the special processing of the metal shells, which produces a texture with a strong graphic impact. Indeed, Bolle means bubbles.

The simple yet sophisticated image of the entire collection reveals **Paola Navone's** ability to propose an imaginary linked to her particular Mediterranean taste. The seats are presented as super enveloping shells, to be customized with soft cushions: for limitless comfort, even when away from home.

Colors and Materials


Structure



Papaya orange steel



Light blue metal



White steel




Ocean blue steel



Bronze metal



Sand steel




Fango steel




Golden yellow metal



Pastel yellow steel




Grafite metal




Ash grey metal



Light grey steel



Brown steel




Black steel




Ocher steel




Facepowder pink metal



Red steel



Bulgaro red metal



Cherry red metal



Pine green steel



Sage green metal



Dark green metal



White pearl metal




Blue turquoise metal




Blue sapphire metal

Top



White hpl white core



White hpl black core



Hpl grigio cemento



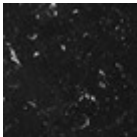
Hpl corten




Black hpl




Beige travertino romano marble
1 color



Black marquina marble
1 color




Green tinos marble
1 color



White calacatta vagli marble
1 color



Papaya orange steel



Light blue metal



White steel



Ocean blue steel



Bronze metal



Sand steel




Fango steel



Golden yellow metal



Pastel yellow steel



Grafite metal



Ash grey metal



Light grey steel



Brown steel



Black steel




Ocher steel



Facepowder pink metal



Red steel



Bulgaro red metal




Cherry red metal



Pine green steel

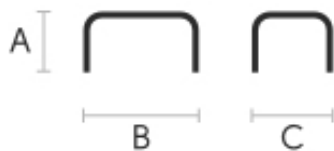


Sage green metal



Dark green metal

Dimensions



	A (cm) (inch)	B (cm) (inch)	C (cm) (inch)
ø60 (cm) (inch)	40 15.7	60 23.6	60 23.6
100x100 (cm) (inch)	30 11.8	100 39.4	100 39.4

Materials Certifications

Dark green metal

The technologies used in the previous phase of powder coating play a fundamental role in the final result of the processing. They are in fact essential to increase adherence paint on the metal surface and then guarantee its duration over time. The metal frames, following a total cleaning of the surface, pass through chemical conversion processes, creating a compact base that allows for better adhesion of the subsequent treatment. In the last phase the object subjected to the powder coating process is placed in a polymerization oven, going to form an adherent and extremely tight layer durable. This particular paint job is ideal for outdoor use.

To clean the surface, use a damp microfiber cloth with neutral soap or specific metal cleaning products. Avoid hitting or rubbing the surface with sharp objects. Do not use scourers or other abrasive materials, since they would inevitably scratch the surface. Do not leave rusty iron objects on the surface for too long.

These surface treatments are not suitable for outdoor use, but they guarantee excellent resistance to frequent use, dirt and dust.

Materials Certifications

White pearl metal

The technologies used in the previous phase of powder coating play a fundamental role in the final result of the processing. They are in fact essential to increase adherence paint on the metal surface and then guarantee its duration over time. The metal frames, following a total cleaning of the surface, pass through chemical conversion processes, creating a compact base that allows for better adhesion of the subsequent treatment. In the last phase the object subjected to the powder coating process is placed in a polymerization oven, going to form an adherent and extremely tight layer durable. This particular paint job is ideal for outdoor use.

To clean the surface, use a damp microfiber cloth with neutral soap or specific metal cleaning products. Avoid hitting or rubbing the surface with sharp objects. Do not use scourers or other abrasive materials, since they would inevitably scratch the surface. Do not leave rusty iron objects on the surface for too long.

These surface treatments are not suitable for outdoor use, but they guarantee excellent resistance to frequent use, dirt and dust.

Materials Certifications

Blue turquoise metal

The technologies used in the previous phase of powder coating play a fundamental role in the final result of the processing. They are in fact essential to increase adherence paint on the metal surface and then guarantee its duration over time. The metal frames, following a total cleaning of the surface, pass through chemical conversion processes, creating a compact base that allows for better adhesion of the subsequent treatment. In the last phase the object subjected to the powder coating process is placed in a polymerization oven, going to form an adherent and extremely tight layer durable. This particular paint job

is ideal for outdoor use.

To clean the surface, use a damp microfiber cloth with neutral soap or specific metal cleaning products. Avoid hitting or rubbing the surface with sharp objects. Do not use scourers or other abrasive materials, since they would inevitably scratch the surface. Do not leave rusty iron objects on the surface for too long.

These surface treatments are not suitable for outdoor use, but they guarantee excellent resistance to frequent use, dirt and dust.

Materials Certifications

Blue sapphire metal

The technologies used in the previous phase of powder coating play a fundamental role in the final result of the processing. They are in fact essential to increase adherence paint on the metal surface and then guarantee its duration over time. The metal frames, following a total cleaning of the surface, pass through chemical conversion processes, creating a compact base that allows for better adhesion of the subsequent treatment. In the last phase the object subjected to the powder coating process is placed in a polymerization oven, going to form an adherent and extremely tight layer durable. This particular paint job is ideal for outdoor use.

To clean the surface, use a damp microfiber cloth with neutral soap or specific metal cleaning products. Avoid hitting or rubbing the surface with sharp objects. Do not use scourers or other abrasive materials, since they would inevitably scratch the surface. Do not leave rusty iron objects on the surface for too long.

These surface treatments are not suitable for outdoor use, but they guarantee excellent resistance to frequent use, dirt and dust.

Materials Certifications

Beige travertino romano marble

Marble is a limestone rock that has taken on a crystalline structure, capable of acquiring a good smoothing and polishing, following a skillful processing.

The natural components of the rock (quartz, graphite, iron hydroxide, etc.) can give different colors and appearance, which determine the different type of marble. We have selected marbles of the most prestigious

Italian, Greek and Spanish origin. Each marble top is unique and unrepeatable: the block from which the slabs are obtained shows colors influenced by mineral substances present in nature. For this reason, it is impossible to obtain identical slabs. As a natural material, worked with procedures that maintain its quality, it is possible to observe distinctive

traits such as veins, slight surface irregularities, small holes and pigmented colors of various types, that make the material unique and inimitable and do not compromise its quality or structural seal.

CLEANING AND MAINTENANCE

For regular cleaning, use a soft microfiber cloth ampened with water or with a solution of water and neutral soap. In case of stains, it is possible to apply specific products for marble cleaning, taking care to always dry the surface with a clean cloth or a sheet of absorbent paper. Some types of stains, if not promptly removed, could leave a more or less visible ring. To preserve the beauty of the material, we recommend not pouring acidic substances, such as carbonated or alcoholic drinks, lemon juice, wine, coffee, tea or vinegar, on the marble tops. In case of contact, act promptly by removing them completely, and then rinsing the surface with a soft cloth moistened with water in order not to let liquids penetrate the pores. The persistence of the stain over time hinders its complete removal. Do not use abrasive sponges or cleaners, ammonia, bleach or acids. These tips are cleaning recommendations and do not guarantee complete stain removal. We recommend that you always test the cleaning method on a hidden part of the item to check the resistance of the material.

Colour samples are to be considered approximate for each product. Slight color differences between a lot and the other are to be considered normal.

Materials Certifications

Black marquina marble

Marble is a limestone rock that has taken on a crystalline structure, capable of acquiring a good smoothing and polishing, following a skillful processing.

The natural components of the rock (quartz, graphite, iron hydroxide, etc.) can give different colors and appearance, which determine the different type of marble. We have selected marbles of the most prestigious

Italian, Greek and Spanish origin. Each marble top is unique and unrepeatable: the block from which the slabs are obtained shows colors influenced by mineral substances present in nature. For this reason, it is impossible to obtain identical slabs. As a natural material, worked with procedures that maintain its quality, it is possible to observe distinctive

traits such as veins, slight surface irregularities, small holes and pigmented colors of various types, that make the material unique and inimitable and do not compromise its quality or structural seal.

CLEANING AND MAINTENANCE

For regular cleaning, use a soft microfiber cloth ampened with water or with a solution of water and neutral soap. In case of stains, it is possible to apply specific products for marble cleaning, taking care to always dry the surface with a clean cloth or a sheet of absorbent paper. Some types of stains, if not promptly removed, could leave a more or less visible ring. To

preserve the beauty of the material, we recommend not pouring acidic substances, such as carbonated or alcoholic drinks, lemon juice, wine, coffee, tea or vinegar, on the marble tops. In case of contact, act promptly by removing them completely, and then rinsing the surface with a soft cloth moistened with water in order not to let liquids penetrate the pores. The persistence of the stain over time hinders its complete removal. Do not use abrasive sponges or cleaners, ammonia, bleach or acids.

These tips are cleaning recommendations and do not guarantee complete stain removal.

We recommend that you always test the cleaning method on a hidden part of the item to check the resistance of the material.

Colour samples are to be considered approximate for each product. Slight color differences between a lot and the other are to be considered normal.

Materials Certifications

Green tinos marble

Marble is a limestone rock that has taken on a crystalline structure, capable of acquiring a good smoothing and polishing, following a skillful processing.

The natural components of the rock (quartz, graphite, iron hydroxide, etc.) can give different colors and appearance, which determine the different type of marble. We have selected marbles of the most prestigious

Italian, Greek and Spanish origin. Each marble top is unique and unrepeatable: the block from which the slabs are obtained shows colors influenced by mineral substances present in nature. For this reason, it is impossible to obtain identical slabs. As a natural material, worked with procedures that maintain its quality, it is possible to observe distinctive

traits such as veins, slight surface irregularities, small holes and pigmented colors of various types, that make the material unique and inimitable and do not compromise its quality or structural seal.

CLEANING AND MAINTENANCE

For regular cleaning, use a soft microfiber cloth ampened with water or with a solution of water and neutral soap. In case of stains, it is possible to apply specific products for marble cleaning, taking care to always dry the surface with a clean cloth or a sheet of absorbent paper. Some types of stains, if not promptly removed, could leave a more or less visible ring. To

preserve the beauty of the material, we recommend not pouring acidic substances, such as carbonated or alcoholic drinks, lemon juice, wine, coffee, tea or vinegar, on the marble tops. In case of contact, act promptly by removing them completely, and then rinsing the surface with a soft cloth moistened with water in order not to let liquids penetrate the pores. The persistence of the stain over time hinders its complete removal. Do not use abrasive sponges or cleaners, ammonia, bleach or acids.

These tips are cleaning recommendations and do not guarantee complete stain removal.

We recommend that you always test the cleaning method on a hidden part of the item to check the resistance of the material.

Colour samples are to be considered approximate for each product. Slight color differences between a lot and the other are to be considered normal.

Materials Certifications

White calacatta vagli marble

Marble is a limestone rock that has taken on a crystalline structure, capable of acquiring a good smoothing and polishing, following a skillful processing.

The natural components of the rock (quartz, graphite, iron hydroxide, etc.) can give different colors and appearance, which determine the different type of marble. We have selected marbles of the most prestigious

Italian, Greek and Spanish origin. Each marble top is unique and unrepeatable: the block from which the slabs are obtained shows colors influenced by mineral substances present in nature. For this reason, it is impossible to obtain identical slabs. As a natural material, worked with procedures that maintain its quality, it is possible to observe distinctive

traits such as veins, slight surface irregularities, small holes and pigmented colors of various types, that make the material unique and inimitable and do not compromise its quality or structural seal.

CLEANING AND MAINTENANCE

For regular cleaning, use a soft microfiber cloth dampened with water or with a solution of water and neutral soap. In case of stains, it is possible to apply specific products for marble cleaning, taking care to always dry the surface with a clean cloth or a sheet of absorbent paper. Some types of stains, if not promptly removed, could leave a more or less visible ring. To

preserve the beauty of the material, we recommend not pouring acidic substances, such as carbonated or alcoholic drinks, lemon juice, wine, coffee, tea or vinegar, on the marble tops. In case of contact, act promptly by removing them completely, and then rinsing the surface with a soft cloth moistened with water in order not to let liquids penetrate the pores. The persistence of the stain over time hinders its complete removal. Do not use abrasive sponges or cleaners, ammonia, bleach or acids.

These tips are cleaning recommendations and do not guarantee complete stain removal.

We recommend that you always test the cleaning method on a hidden part of the item to check the resistance of the material.

Colour samples are to be considered approximate for each product. Slight color differences between a lot and the other are to be considered normal.

Materials Certifications

Dark green metal

The technologies used in the previous phase of powder coating play a fundamental role in the final result of the processing. They are in fact essential to increase adherence paint on the metal surface and then guarantee its duration over time. The metal frames, following a total cleaning of the surface, pass through chemical conversion processes, creating a compact base that allows for better adhesion of the subsequent treatment. In the last phase the object subjected to the powder coating process is placed in a polymerization oven, going to form an adherent and extremely tight layer durable. This particular paint job is ideal for outdoor use.

To clean the surface, use a damp microfiber cloth with neutral soap or specific metal cleaning products. Avoid hitting or rubbing the surface with sharp objects. Do not use scourers or other abrasive materials, since they would inevitably scratch the surface. Do not leave rusty iron objects on the surface for too long.

These surface treatments are not suitable for outdoor use, but they guarantee excellent resistance to frequent use, dirt and dust.