

MIDJ



## Alexander Table


design Midj R&D, 2018

Alexander table with four-legs base in lacquered metal available in different sizes. Top available in crystalceramic or solid wood.


Wooden top available for 200x106 (78.7x41.7 in) cm and 250x106 cm (98.4x41.7 in) versions. Rectangular top with rounded corners available for 220x116 cm (86.6x45.7 in) and 250x120 cm (98.4x47.2 in) versions.

### Colors and Materials


#### Structure




White steel




Black steel



Sand steel




Brown steel



Grafite metal

#### Top




Solid oak straight edge



Solid walnut bark edge

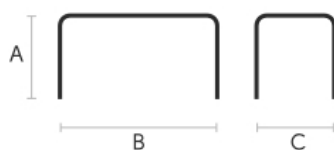


Cristalceramica  
marmo statuario  
bianco opaco



Marble calacatta  
black  
bushhammered  
crystalceramic

### Dimensions



|   | A<br>(cm)<br>(inch) | B<br>(cm)<br>(inch) | C<br>(cm)<br>(inch) |
|---|---------------------|---------------------|---------------------|
| <b>200x106</b><br><b>wood (cm)</b><br>(inch)    | 200<br>78.7         | 106<br>41.7         | 76<br>29.9          |
| <b>200x106</b><br><b>ceramic (cm)</b><br>(inch) | 200<br>78.7         | 106<br>41.7         | 73<br>28.7          |
| <b>250x106 (cm)</b><br>(inch)                   | 250<br>98.4         | 106<br>41.7         | 75<br>29.5          |
| <b>220x116</b><br><b>barrel (cm)</b><br>(inch)  | 220<br>86.6         | 116<br>45.7         | 75<br>29.5          |

|             | A      | B      | C      |
|-------------|--------|--------|--------|
|             | (cm)   | (cm)   | (cm)   |
|             | (inch) | (inch) | (inch) |
| 250x120     | 250    | 120    | 75     |
| barrel (cm) | 98.4   | 47.2   | 29.5   |
| (inch)      |        |        |        |

## Materials Certifications

Solid oak straight edge

### FEATURES AND PLUS

Solid wood tops are obtained from the trunk of the tree, in particular from the heartwood, or the inner part (the less young one). Each top has unique characteristics in terms of veins and knots due to the natural origin of the material. To reach the widths necessary for the realization of a top for domestic use, several floorboards/strips are joined together in an effort to maintain the greater possible uniformity.

### MAINTENANCE

For the regular cleaning schedule of Solid woos tops, use a wet sponge with mild soap diluted in water or specific products. Dry after each application with a cloth or absorbent paper. Do not use abrasive products. In case of accidental release of liquid substances, dab immediately the surface with absorbent paper or a dry, clean cloth. Avoid proximity to heat sources. Expose the solid wood surfaces to light, for example by opening periodically the extensions of the tables that are placed inside the structures, or by moving any objects such as vases and accessories generally resting on the top.

## Materials Certifications

Cristalceramica marmo statuario  
bianco opaco

Ceramic tops give life to an extremely resistant top, suitable for placement in highly used environments. The properties that the ceramic tops include are high water repellency, heat resistance, scratch resistance and high durability.

### CLEANING AND MAINTENANCE

For daily cleaning we recommend using a microfiber cloth, moistened with hot water and possibly neutral detergents, making sure to rinse them in case of use. Do not use abrasive scourers or cleaners. To remove any dried residues deposited on the surface, proceed with the use of a wooden or plastic scraper. Some types of stains, if not promptly removed, could leave a more or less visible permanent ring. In case of contact with acidic liquids (such as pure lemon juice) or highly pigmented liquids (such as red wine, coffee, Coke) remove promptly and rinse with a damp and clean cloth. The persistence of the stain over time hinders its complete removal. It is possible to use bleach to remove the most stubborn stains: with a damp cloth rub the surface for a few seconds. Most of the stains will no longer be visible within 2-3 minutes of application, then rinse with water and dry. These tips are cleaning recommendations and do not guarantee complete stain removal. We recommend that you always test the cleaning method on a hidden part of the item to check the resistance of the material.

Colour samples are to be considered approximate for each product. Slight color differences between a lot and the other are to be considered normal.

## Materials Certifications

Marble calacatta black bushhammered  
crystalceramic

Ceramic tops give life to an extremely resistant top, suitable for placement in highly used environments. The properties that the ceramic tops include are high water repellency, heat resistance, scratch resistance and high durability.

### CLEANING AND MAINTENANCE

For daily cleaning we recommend using a microfiber cloth, moistened with hot water and possibly neutral detergents, making sure to rinse them in case of use. Do not use abrasive scourers or cleaners. To remove any dried residues deposited on the surface, proceed with the use of a wooden or plastic scraper. Some types of stains, if not promptly removed, could leave a more or less visible permanent ring. In case of contact with acidic liquids (such as pure lemon juice) or highly pigmented liquids (such as red wine,

coffee, Coke) remove promptly and rinse with a damp and clean cloth. The persistence of the stain over time hinders its complete removal. It is possible to use bleach to remove the most stubborn stains: with a damp cloth rub the surface for a few seconds. Most of the stains will no longer be visible within 2-3 minutes of application, then rinse with water and dry. These tips are cleaning recommendations and do not guarantee complete stain removal. We recommend that you always test the cleaning method on a hidden part of the item to check the resistance of the material.

Colour samples are to be considered approximate for each product. Slight color differences between a lot and the other are to be considered normal.